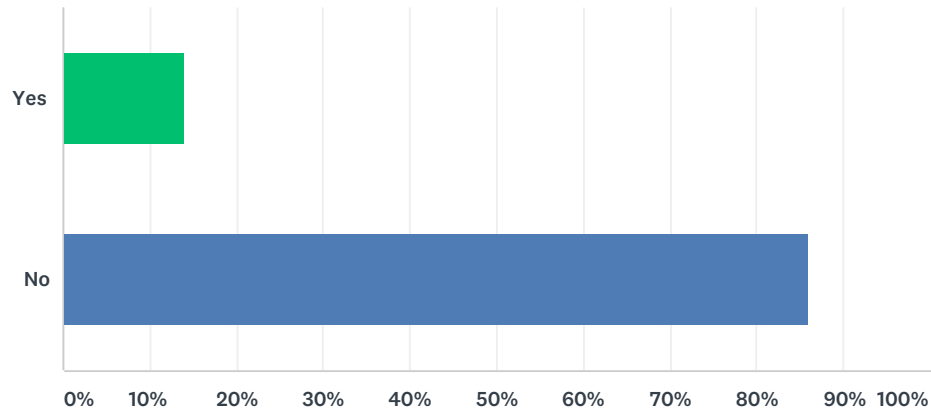


Q1 Are you a business owner/manager?

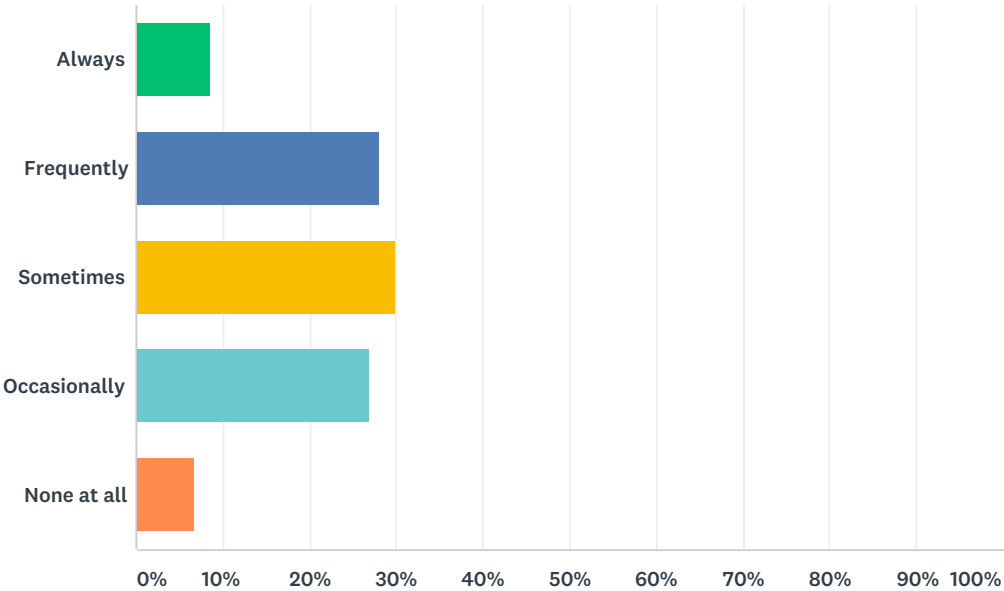
Answered: 483 Skipped: 1



ANSWER CHOICES		RESPONSES	
Yes		14.08%	68
No		85.92%	415
TOTAL			483

Q2 Do you use single-use disposable plastics such as straws or plastic bags ?

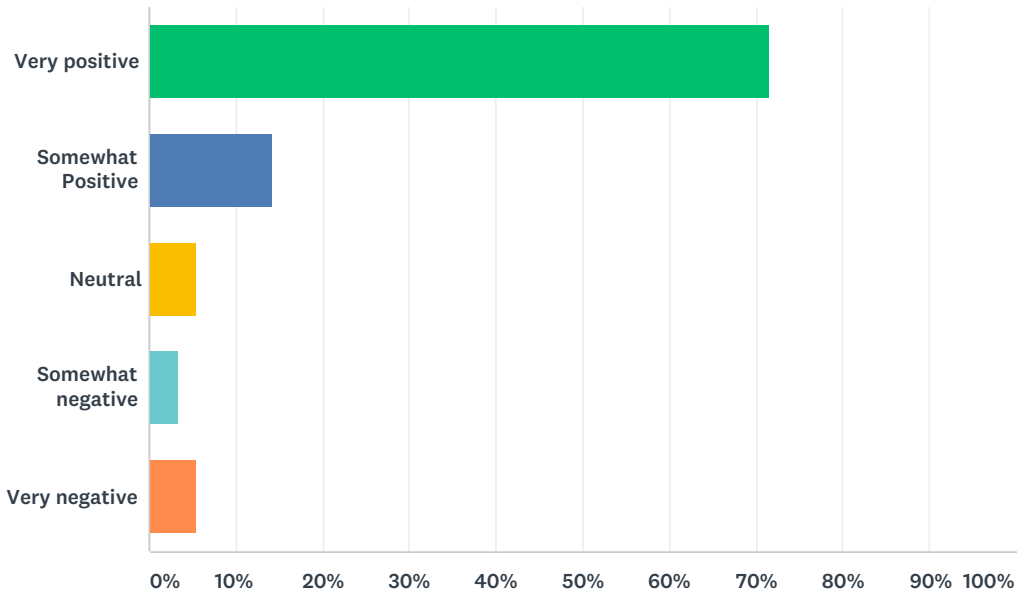
Answered: 483 Skipped: 1



ANSWER CHOICES		RESPONSES	
Always		8.49%	41
Frequently		27.95%	135
Sometimes		30.02%	145
Occasionally		26.92%	130
None at all		6.63%	32
TOTAL			483

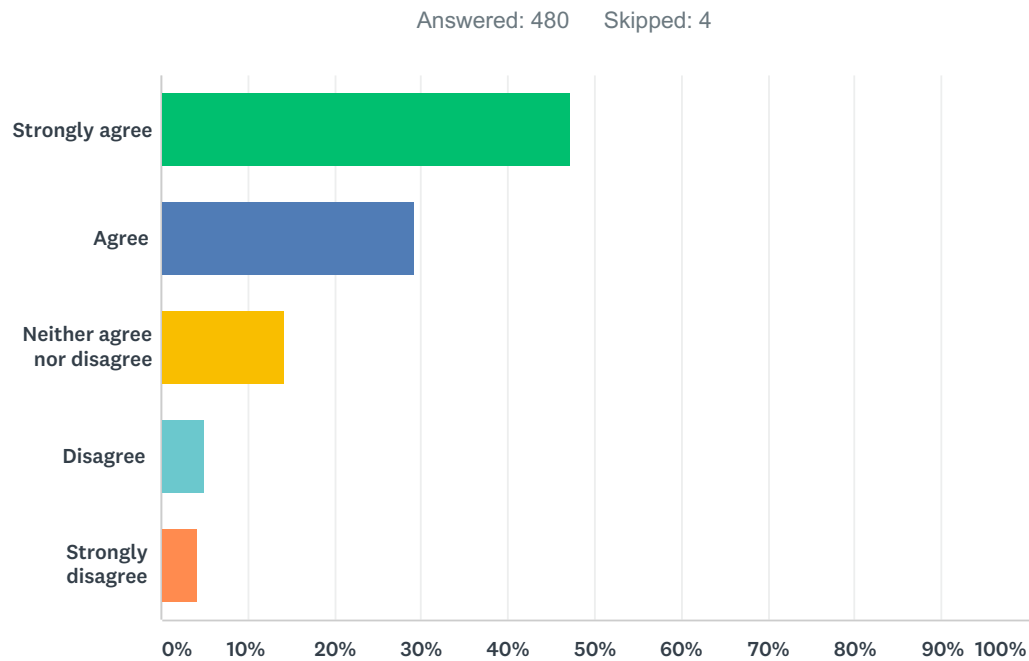
Q3 How much would you support businesses reducing single-use disposable plastics?

Answered: 483 Skipped: 1



ANSWER CHOICES	RESPONSES	
Very positive	71.64%	346
Somewhat Positive	14.29%	69
Neutral	5.38%	26
Somewhat negative	3.31%	16
Very negative	5.38%	26
TOTAL		483

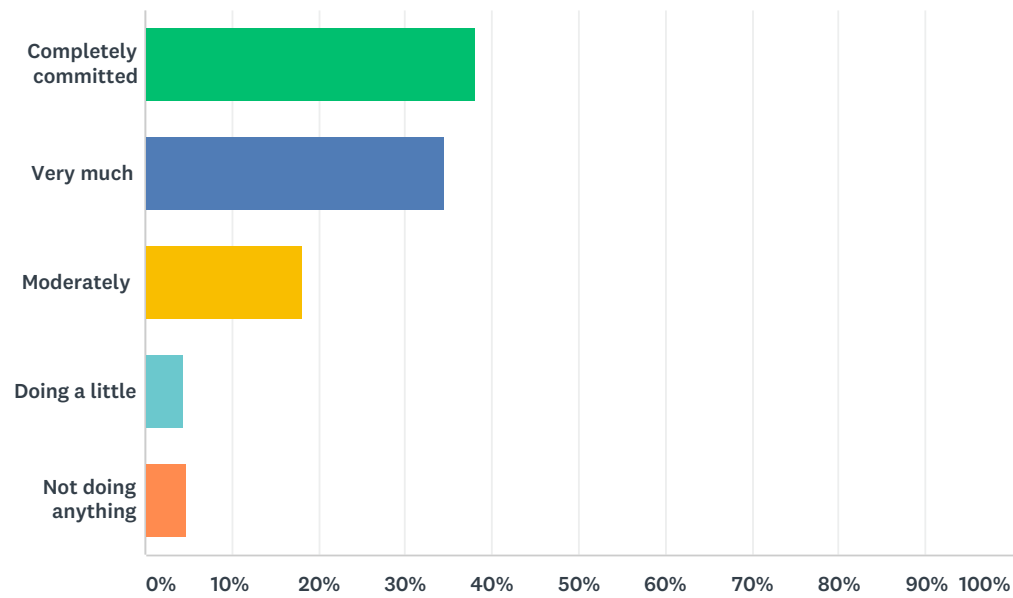
Q4 Businesses will receive goodwill by reducing single-use plastics.



ANSWER CHOICES	RESPONSES	
Strongly agree	47.29%	227
Agree	29.38%	141
Neither agree nor disagree	14.17%	68
Disagree	5.00%	24
Strongly disagree	4.17%	20
TOTAL		480

Q5 How committed are you to reducing single-use plastics?

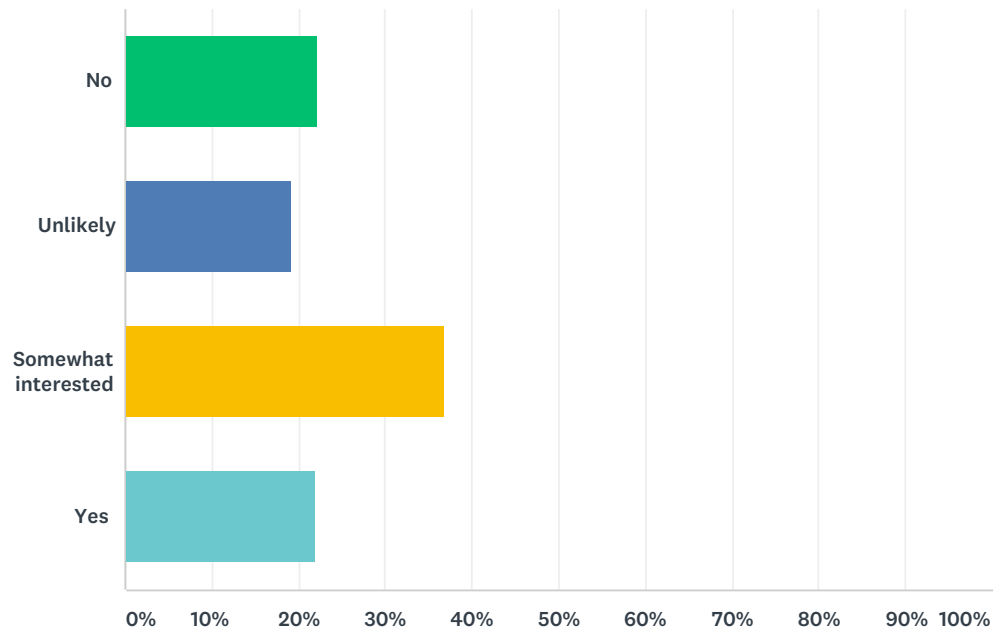
Answered: 482 Skipped: 2



ANSWER CHOICES	RESPONSES	
Completely committed	38.17%	184
Very much	34.44%	166
Moderately	18.26%	88
Doing a little	4.36%	21
Not doing anything	4.77%	23
TOTAL		482

Q6 Would you like to participate with the Town in developing a plan to reducesingle-use plastics?

Answered: 479 Skipped: 5



ANSWER CHOICES	RESPONSES	
No	22.13%	106
Unlikely	19.21%	92
Somewhat interested	36.74%	176
Yes	21.92%	105
TOTAL		479

Q7 Do you have any concerns or comments you would like to add?

Answered: 235 Skipped: 249

Q8 If you are interested in participating in our efforts please provide contact information below.

Answered: 116 Skipped: 368

ANSWER CHOICES	RESPONSES	
Name	98.28%	114
Company	21.55%	25
Address	92.24%	107
Address 2	7.76%	9
City/Town	97.41%	113
State/Province	94.83%	110
ZIP/Postal Code	93.97%	109
Country	69.83%	81
Email Address	93.97%	109
Phone Number	81.03%	94