

Commercial Property Card

Card 1 of 3

<<Back Next>>

| | | | | |
|----------------------|------------------------------|---------------|-----------------------|--------------|
| Account | Location | Zoning | Deed Book/Page | Acres |
| 168906487644 E | 380 PLEASANT VALLEY RD SOUTH | R-12 | 108/49 | 16.74 |
| District | Use Code | | | |
| WEST PLEASANT VALLEY | MUNICIPALITIES | | | |

Current Owner
 GROTON TOWN OF PLEASANT VALLEY
 SCHOOL
 380 PLEASANT VALLEY RD
 GROTON CT 06340

Property Picture



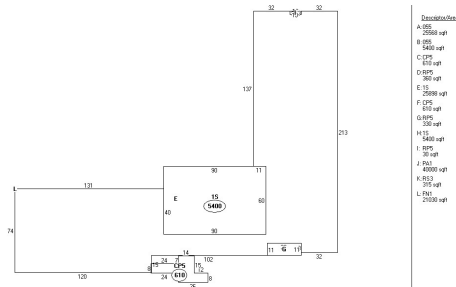
Building Information

Building No: 1
Year Built: 1973
No of Units: 1
Structure Type: SCHOOL
Building Total Area: 30968 sqft.
Grade: C+
Identical Units: 1

Valuation

Land: \$2,531,100
Building: \$3,001,600
Total: \$5,532,700
Total Assessed Value: \$3,872,890

Building Sketch



Recent Sales

| Book/Page | Date | Price |
|-----------|------|-------|
|-----------|------|-------|

Sketch Legend

| | | | | | |
|------|------------------------|------|---------------------|------|------------------------|
| --- | Main Living Area | 1SMA | Masonry | GRHS | Attached Greenhouse |
| 1FR | Frame | OMP | Open Masonry Porch | CAT | Cathedral Ceiling |
| OPF | Open Frame Porch | EMP | Enclosed Msry Porch | SOP | Screen Open Frame Prch |
| EFP | Enclosed Frame Porch | MUB | Masonry Utility | SMP | Screen Open Msry Prch |
| FUB | Frame Utility Building | MB | Masonry Bay | CPAT | Concrete Patio |
| FB | Frame Bay | MOH | Masonry Overhang | B | Basement |
| FG | Frame Garage | .5MA | 1/2 Story Masonry | | |
| FOH | Frame Overhang | MP | Masonry Patio | | |
| .5FR | 1/2 Story Frame | WD | Wood Deck | | |
| A(U) | Attic (Unfinished) | CPY | Canopy | | |
| A(F) | Attic (Finished) | | | | |

Exterior/Interior Information

| Levels | Use Type | Ext. Walls | Const. Type | Heating | A/C | Condition |
|--------|----------|--------------|-------------|----------|------|-----------|
| 1 - 1 | SCHOOL | BRICK VENEER | LIGHT STEEL | HW/STEAM | UNIT | NORMAL |
| 1 - 1 | SCHOOL | BRICK VENEER | LIGHT STEEL | HW/STEAM | NONE | NORMAL |

Commercial Property Card

Card 2 of 3

<<Back Next>>

| | | | | |
|---|---|-----------------------|---------------------------------|-----------------------|
| Account 168906487644 E | Location 380 PLEASANT VALLEY RD SOUTH | Zoning R-12 | Deed Book/Page 108/49 | Acres 16.74 |
| District WEST PLEASANT VALLEY | Use Code MUNICIPALITIES | | | |

Current Owner

GROTON TOWN OF PLEASANT VALLEY
SCHOOL
380 PLEASANT VALLEY RD
GROTON CT 06340

Property Picture



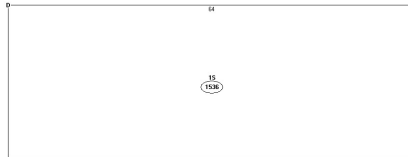
Building Information

Building No: 2
Year Built: 1978
No of Units: 1
Structure Type: SCHOOL
Building Total Area: 3072 sqft.
Grade: D
Identical Units: 2

Valuation

Land: \$2,531,100
Building: \$3,001,600
Total: \$5,532,700
Total Assessed Value: \$3,872,890

Building Sketch



Enclosure
A 108 sq ft
B 108 sq ft
C 108 sq ft
D 108 sq ft
E 108 sq ft

Recent Sales

| Book/Page | Date | Price |
|-----------|------|-------|
|-----------|------|-------|

Sketch Legend

| | | | | | |
|------|------------------------|------|---------------------|------|------------------------|
| --- | Main Living Area | 1SMA | Masonry | GRHS | Attached Greenhouse |
| 1FR | Frame | OMP | Open Masonry Porch | CAT | Cathedral Ceiling |
| OPF | Open Frame Porch | EMP | Enclosed Msry Porch | SOP | Screen Open Frame Prch |
| EFP | Enclosed Frame Porch | MUB | Masonry Utility | SMP | Screen Open Msry Prch |
| FUB | Frame Utility Building | MB | Masonry Bay | CPAT | Concrete Patio |
| FB | Frame Bay | MOH | Masonry Overhang | B | Basement |
| FG | Frame Garage | .5MA | 1/2 Story Masonry | | |
| FOH | Frame Overhang | MP | Masonry Patio | | |
| .5FR | 1/2 Story Frame | WD | Wood Deck | | |
| A(U) | Attic (Unfinished) | CPY | Canopy | | |
| A(F) | Attic (Finished) | | | | |

Exterior/Interior Information

| | | | | | | |
|------------------------|---------------------------|----------------------------|----------------------------------|-----------------------------|--------------------|----------------------------|
| Levels 1 - 1 | Use Type SCHOOL | Ext. Walls FRAME | Const. Type WOOD JOIST | Heating UNIT HEAT | A/C UNIT | Condition NORMAL |
|------------------------|---------------------------|----------------------------|----------------------------------|-----------------------------|--------------------|----------------------------|

Commercial Property Card

Card 3 of 3

<<Back Next>>

| | | | | |
|---|---|-----------------------|---------------------------------|-----------------------|
| Account 168906487644 E | Location 380 PLEASANT VALLEY RD SOUTH | Zoning R-12 | Deed Book/Page 108/49 | Acres 16.74 |
| District WEST PLEASANT VALLEY | Use Code MUNICIPALITIES | | | |

Current Owner

GROTON TOWN OF PLEASANT VALLEY
SCHOOL
380 PLEASANT VALLEY RD
GROTON CT 06340

Property Picture



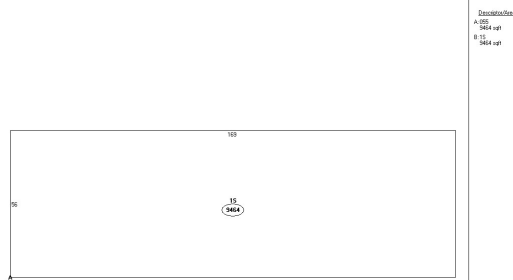
Building Information

Building No: 3
Year Built: 1947
No of Units: 1
Structure Type: SCHOOL
Building Total Area: 9464 sqft.
Grade: C
Identical Units: 1

Valuation

Land: \$2,531,100
Building: \$3,001,600
Total: \$5,532,700
Total Assessed Value: \$3,872,890

Building Sketch



Recent Sales

| Book/Page | Date | Price |
|-----------|------|-------|
|-----------|------|-------|

Sketch Legend

| | | | | | |
|------|------------------------|------|---------------------|------|------------------------|
| --- | Main Living Area | 1SMA | Masonry | GRHS | Attached Greenhouse |
| 1FR | Frame | OMP | Open Masonry Porch | CAT | Cathedral Ceiling |
| OPF | Open Frame Porch | EMP | Enclosed Msry Porch | SOP | Screen Open Frame Prch |
| EFP | Enclosed Frame Porch | MUB | Masonry Utility | SMP | Screen Open Msrny Prch |
| FUB | Frame Utility Building | MB | Masonry Bay | CPAT | Concrete Patio |
| FB | Frame Bay | MOH | Masonry Overhang | B | Basement |
| FG | Frame Garage | .5MA | 1/2 Story Masonry | | |
| FOH | Frame Overhang | MP | Masonry Patio | | |
| .5FR | 1/2 Story Frame | WD | Wood Deck | | |
| A(U) | Attic (Unfinished) | CPY | Canopy | | |
| A(F) | Attic (Finished) | | | | |

Exterior/Interior Information

| Levels | Use Type | Ext. Walls | Const. Type | Heating | A/C | Condition |
|---------|----------|------------|-------------|----------|------|-----------|
| 01 - 01 | SCHOOL | FRAME | WOOD JOIST | HW/STEAM | UNIT | NORMAL |