

Commercial Property Card

Card 1 of 3

<<Back Next>>

Parcel ID	Location	Zoning	Deed Book/Page	Acres
168906487644 E	380 PLEASANT VALLEY RD SOUTH	RM	108/49	16.74
District	Use Code			
WEST PLEASANT VALLEY	MUNICIPALITIES			

Current Owner

GROTON TOWN OF PLEASANT VALLEY
SCHOOL
380 PLEASANT VALLEY RD
GROTON CT 06340

Property Picture



Building Information

Building No:	1
Year Built:	1973
No of Units:	1
Structure Type:	SCHOOL
Building Total Area:	30968 sqft.
Grade:	C+
Identical Units:	1


Valuation

Land:	\$2,784,200
Building:	\$1,302,000
Total:	\$4,086,200
Total Assessed Value:	\$2,860,340

Recent Sales

Book/Page	Date	Price
-----------	------	-------

Building Sketch



Sketch Legend

----	Main Living Area	LSMA	Masonry	GRHS	Attached Greenhouse
1FR	Frame	OMP	Open Masonry Porch	CAT	Cathedral Ceiling
OFF	Open Frame Porch	EMP	Enclosed Msry Porch	SOP	Screen Open Frame Prch
EFP	Enclosed Frame Porch	MUB	Masonry Utility	SMP	Screen Open Msrny Prch
FUB	Frame Utility Building	MB	Masonry Bay	CPAT	Concrete Patio
FB	Frame Bay	MOH	Masonry Overhang	B	Basement
FG	Frame Garage	.SMA	1/2 Story Masonry		
FOH	Frame Overhang	MP	Masonry Patio		
.SFR	1/2 Story Frame	WD	Wood Deck		
A(U)	Attic (Unfinished)	CPY	Canopy		
A(F)	Attic (Finished)				

Exterior/Interior Information

Levels	Use Type	Ext. Walls	Const. Type	Heating	A/C	Condition
1 - 1	SCHOOL	BRICK VENEER	LIGHT STEEL	HW/STEAM	UNIT	GOOD
1 - 1	SCHOOL	BRICK VENEER	LIGHT STEEL	HW/STEAM	NONE	GOOD
1 - 1	SCHOOL	FRAME	WOOD JOIST	UNIT HEAT	UNIT	GOOD
01 - 01	SCHOOL	FRAME	WOOD JOIST	HW/STEAM	UNIT	GOOD

Commercial Property Card

Print Date: 11/1/2024

Card 2 of 3

<<Back Next>>

Account	Location	Zoning	Deed Book/Page	Acres
168906487644 E	380 PLEASANT VALLEY RD SOUTH	RM	108/49	16.74
District	Use Code			
WEST PLEASANT VALLEY	MUNICIPALITIES			

Current Owner

GROTON TOWN OF PLEASANT VALLEY
SCHOOL
380 PLEASANT VALLEY RD
GROTON CT 06340

Property Picture




Building Information

Building No:	2
Year Built:	1978
No of Units:	1
Structure Type:	SCHOOL
Building Total Area:	3072 sqft.
Grade:	D
Identical Units:	2

Valuation

Land:	\$2,784,200
Building:	\$1,302,000
Total:	\$4,086,200
Total Assessed Value:	\$2,860,340

Building Sketch



Recent Sales

Book/Page	Date	Price
-----------	------	-------

Sketch Legend

----	Main Living Area	LSMA	Masonry	GRHS	Attached Greenhouse
1FR	Frame	OMP	Open Masonry Porch	CAT	Cathedral Ceiling
OFF	Open Frame Porch	EMP	Enclosed Msry Porch	SOP	Screen Open Frame Prch
EFP	Enclosed Frame Porch	MUB	Masonry Utility	SMP	Screen Open Msrny Prch
FUB	Frame Utility Building	MB	Masonry Bay	CPAT	Concrete Patio
FB	Frame Bay	MOH	Masonry Overhang	B	Basement
FG	Frame Garage	.SMA	1/2 Story Masonry		
FOH	Frame Overhang	MP	Masonry Patio		
.SFR	1/2 Story Frame	WD	Wood Deck		
A(U)	Attic (Unfinished)	CPY	Canopy		
A(F)	Attic (Finished)				

Exterior/Interior Information

Levels	Use Type	Ext. Walls	Const. Type	Heating	A/C	Condition
1 - 1	SCHOOL	FRAME	WOOD JOIST	UNIT HEAT	UNIT	GOOD

Commercial Property Card

Print Date: 11/1/2024

Card 3 of 3

<<Back Next>>

Account	Location	Zoning	Deed Book/Page	Acres
168906487644 E	380 PLEASANT VALLEY RD SOUTH	RM	108/49	16.74
District	Use Code			
WEST PLEASANT VALLEY	MUNICIPALITIES			

Current Owner

GROTON TOWN OF PLEASANT VALLEY SCHOOL
 380 PLEASANT VALLEY RD
 GROTON CT 06340

Property Picture



Building Information

Building No:	3
Year Built:	1947
No of Units:	1
Structure Type:	SCHOOL
Building Total Area:	9464 sqft.
Grade:	C
Identical Units:	1


Valuation

Land:	\$2,784,200
Building:	\$1,302,000
Total:	\$4,086,200
Total Assessed Value:	\$2,860,340

Recent Sales

Book/Page	Date	Price
-----------	------	-------

Building Sketch



Sketch Legend

----	Main Living Area	LSMA	Masonry	GRHS	Attached Greenhouse
1FR	Frame	OMP	Open Masonry Porch	CAT	Cathedral Ceiling
OFF	Open Frame Porch	EMP	Enclosed Msry Porch	SOP	Screen Open Frame Prch
EFP	Enclosed Frame Porch	MUB	Masonry Utility	SMP	Screen Open Msrny Prch
FUB	Frame Utility Building	MB	Masonry Bay	CPAT	Concrete Patio
FB	Frame Bay	MOH	Masonry Overhang	B	Basement
FG	Frame Garage	.SMA	1/2 Story Masonry		
FOH	Frame Overhang	MP	Masonry Patio		
.SFR	1/2 Story Frame	WD	Wood Deck		
A(U)	Attic (Unfinished)	CPY	Canopy		
A(F)	Attic (Finished)				

Exterior/Interior Information

Levels	Use Type	Ext. Walls	Const. Type	Heating	A/C	Condition
01 - 01	SCHOOL	FRAME	WOOD JOIST	HW/STEAM	UNIT	GOOD